2MBI300VD-120-50

IGBT Modules

Power Module (V series)
1200V / 300A / 2-in-1 package



■ Features

AC-switch
High speed switching
Voltage drive
Low Inductance module structure

■ Applications

AC-switch for UPS,PCS and etc.

■ Outline drawing (Unit : mm)

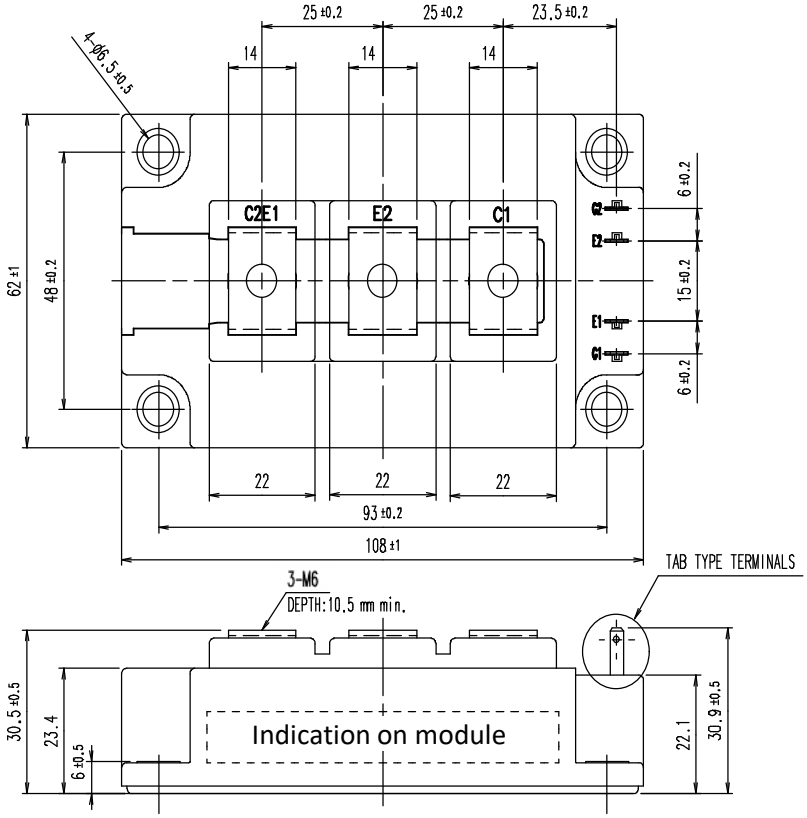

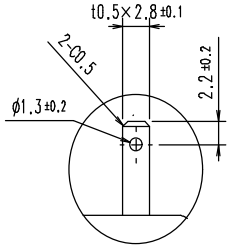

DETAIL TAB TYPE TERMINALS

Weight: 370g (typ.)

■ Equivalent circuit

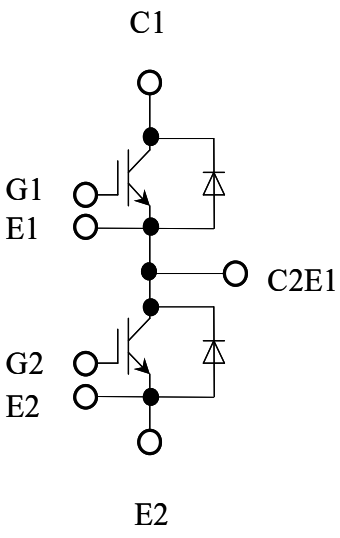

FM5F7729e
2024/04

2MBI300VD-120-50

■ Absolute maximum ratings (at T_c= 25°C unless otherwise specified)

Items		Symbols	Conditions		Maximum ratings	Units
Collector-Emitter voltage		V_{CES}			1200	V
Gate-Emitter voltage		V_{GES}			±20	V
Collector current		I_C	Continuous	T_c=100°C	300	A
				T_c=25°C	360	
		I_C pulse	1ms		600	
		$-I_C$			300	
		$-I_C$ pulse	1ms		600	
Collector power dissipation		P_C	1 device		2205	W
Junction temperature		T_j			175	°C
Operating junction temperature (under switching conditions)		T_{jop}			150	
Case temperature		T_c			125	
Storage temperature		T_{stg}			-40 ~ 125	
Isolation voltage	Between terminal and copper base (*1)	V_{iso}	AC: 1min.		2500	VAC
Screw torque	Mounting	-	M5 or M6		3.0～6.0	N m
	Terminals	-	M6		2.5～5.0	

(*1) All terminals should be connected together during the test.

■ Electrical characteristics (at T_j= 25°C unless otherwise specified)

NOTICE:
The external gate resistance (R_g) shown below is one of our recommend value for the purpose of minimum switching loss. However the optimum R_g depends on circuit configuration and/or environment. We recommend that the R_g has to be carefully chosen based on consideration if IGBT module matches design criteria, for example, switching loss, EMC/EMI, spike voltage, surge current and no unexpected oscillation and so on.

Items	Symbols	Conditions		Characteristics min.	Characteristics typ.	Characteristics max.	Units
Zero gate voltage collector current	I_{CES}	V_{GE}=0V,V_{CE}=1200V		-	-	2.0	mA
Gate-Emitter leakage current	I_{GES}	V_{CE}=0V,V_{GE}=±20V		-	-	400	nA
Gate-Emitter threshold voltage	$V_{GE(th)}$	V_{CE}=20V,I_C=300mA		6.0	6.5	7.0	V
Collector-Emitter saturation voltage	$V_{CE(sat)}$ (terminal)	V_{GE}=15V,I_C=300A	T_j=25°C	-	2.00	2.45	V
			T_j=125°C	-	2.35	-	
			T_j=150°C	-	2.40	-	
	$V_{CE(sat)}$ (chip)	V_{GE}=15V,I_C=300A	T_j=25°C	-	1.85	2.10	
			T_j=125°C	-	2.15	-	
			T_j=150°C	-	2.20	-	
Internal gate resistance	$R_{g(int)}$	-		-	2.5	-	Ω
Input capacitance	C_{ies}	V_{CE}=10V, V_{GE}=0V, f=1MHz		-	24.0	-	nF
Turn-on time	t_{on}	V_{CC}=600V,I_C=300A,V_{GE}=±15V, R_g=1.8Ω,T_j=150°C、L_s=30nH		-	600	-	nsec
	t_r			-	200	-	
	$t_{r(i)}$			-	50	-	
Turn-off time	t_{off}			-	800	-	
	t_f			-	80	-	
Forward on voltage	V_F (terminal)	V_{GE}=0V,I_F=300A	T_j=25°C	-	1.85	2.25	V
			T_j=125°C	-	2.00	-	
			T_j=150°C	-	1.95	-	
	V_F (chip)	V_{GE}=0V,I_F=300A	T_j=25°C	-	1.70	1.95	
			T_j=125°C	-	1.85	-	
			T_j=150°C	-	1.80	-	
Reverse recovery time	t_{rr}	I_F=300A		-	150	-	nsec

■ Thermal resistance characteristics

Items	Symbols	Conditions	Characteristics min.	Characteristics typ.	Characteristics max.	Units
Thermal resistance (1device)	$R_{th(j-c)}$	IGBT	-	-	0.068	°C/W
		FWD	-	-	0.110	
Contact thermal resistance (1device) (*1)	$R_{th(c-f)}$	with thermal compound	-	0.0125	-	

(*1) This is the value which is defined mounting on the additional cooling fin with thermal compound.

Collector current vs. Collector-Emitter voltage (typ.)
T_j= 25°C / chip

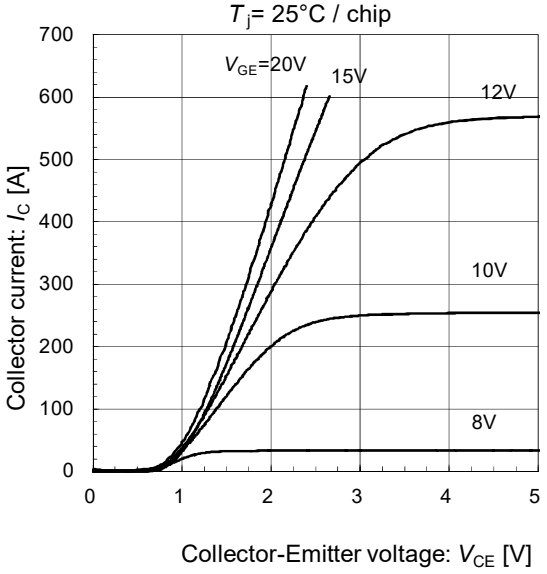

Collector current vs. Collector-Emitter voltage (typ.)
T_j= 150°C / chip

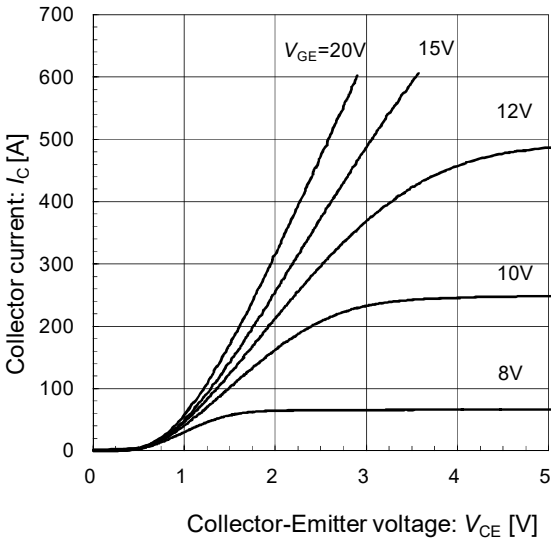

Collector current vs. Collector-Emitter voltage (typ.)
V_{GE}= 15V / chip

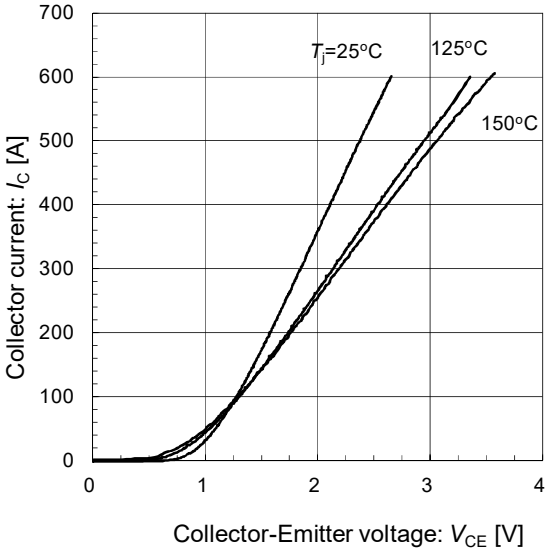

Collector-Emitter voltage vs. Gate-Emitter voltage (typ.)
T_j= 25°C / chip

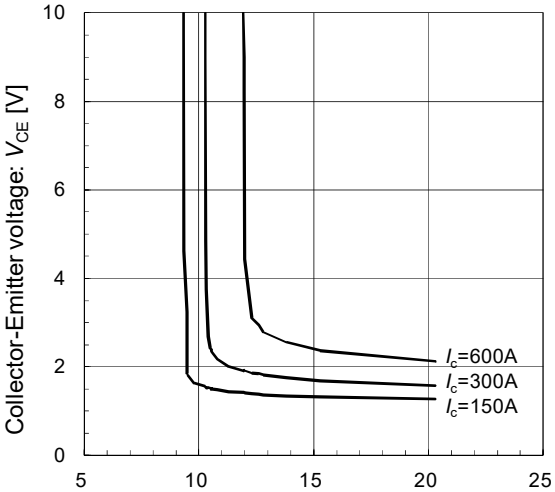

Gate apacitance vs. Collector-Emitter voltage (typ.)
V_{GE}= 0V, f= 1MHz, T_j= 25°C

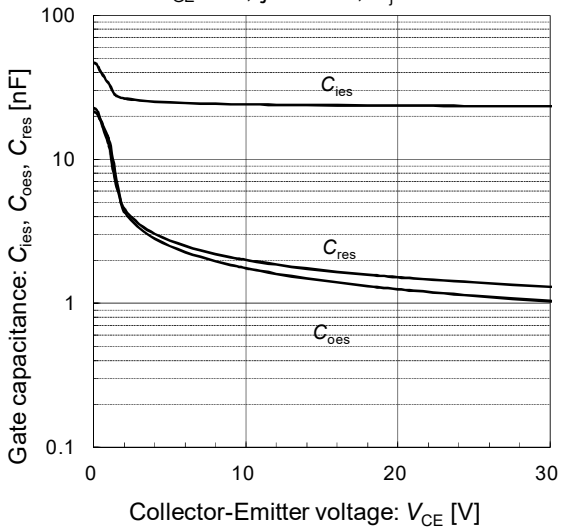

Dynamic gate charge (typ.)
V_{CC}=600V, I_C=300A, T_j=25°C

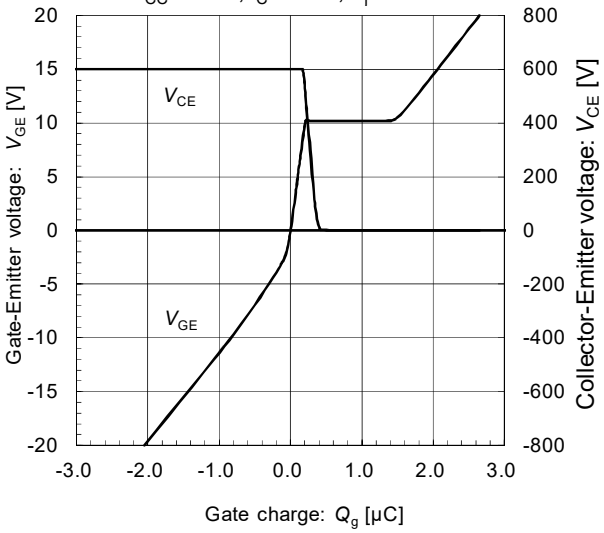

2MBI300VD-120-50

Switching time vs. Collector current (typ.)

V_{CC}=600V, V_{GE}=±15V, R_g=1.8Ω, T_j=125°C

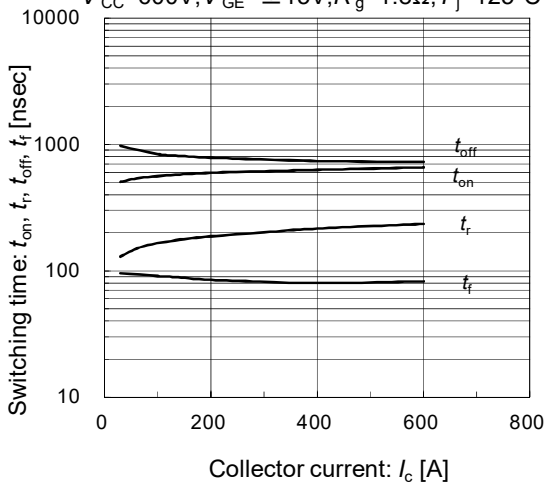

Switching time vs. Collector current (typ.)

V_{CC}=600V, V_{GE}=±15V, R_g=1.8Ω, T_j=150°C

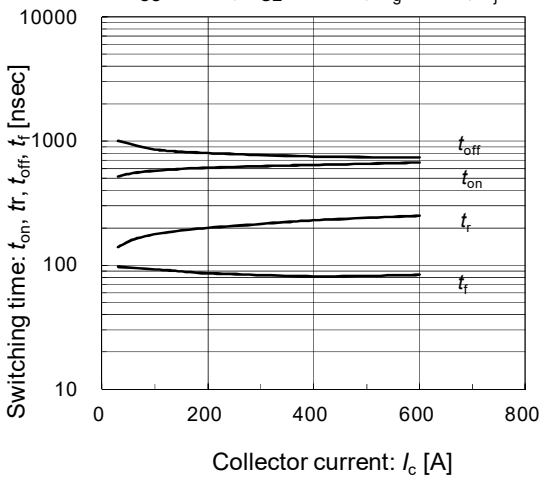

Switching time vs. Gate resistance (typ.)

V_{CC}=600V, I_C=300A, V_{GE}=±15V, T_j=125°C

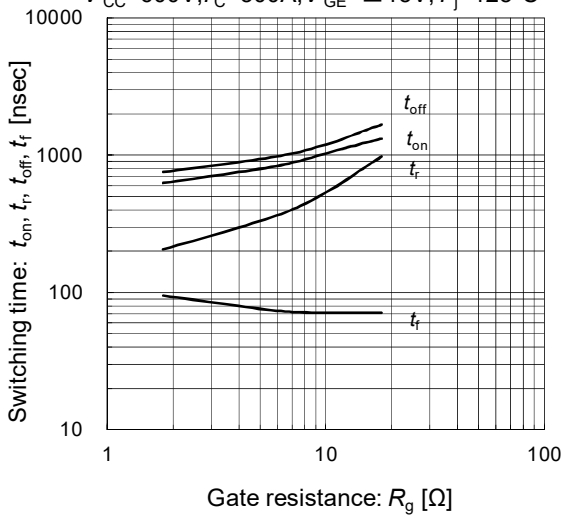

Switching loss vs. Collector current (typ.)

V_{CC}=600V, V_{GE}=±15V, R_g=1.8Ω, T_j=125,150°C

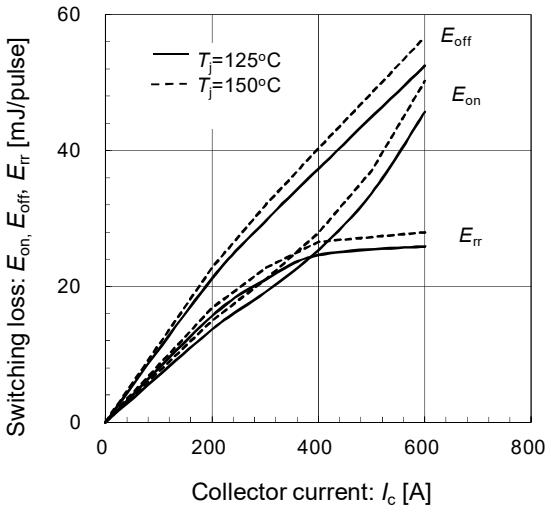

Switching loss vs. Gate resistance (typ.)

V_{CC}=600V, I_C=300A, V_{GE}=±15V, T_j=125,150°C

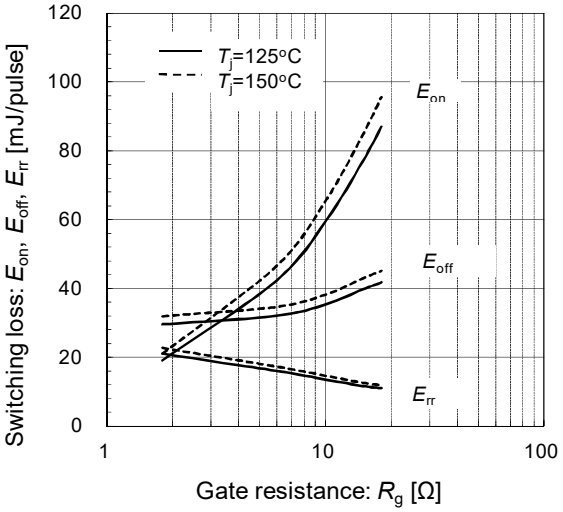

Reverse bias safe operating area (max.)

+V_{GE}=15V, -V_{GE}=15V, R_g=1.8Ω, T_j=150°C

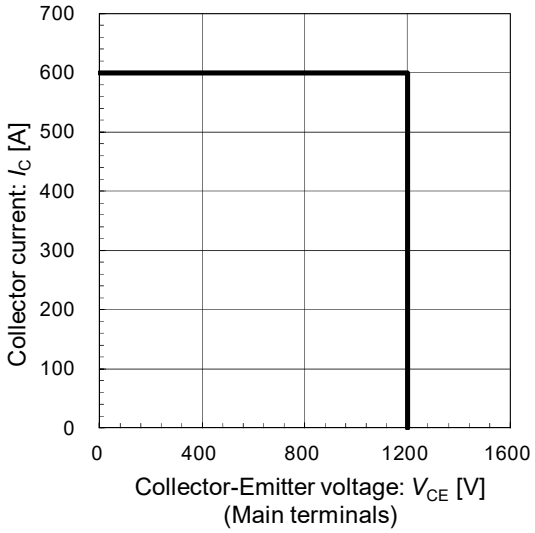

FM5F7729e
2024/04

Forward current vs. Forward voltage (typ.)
chip

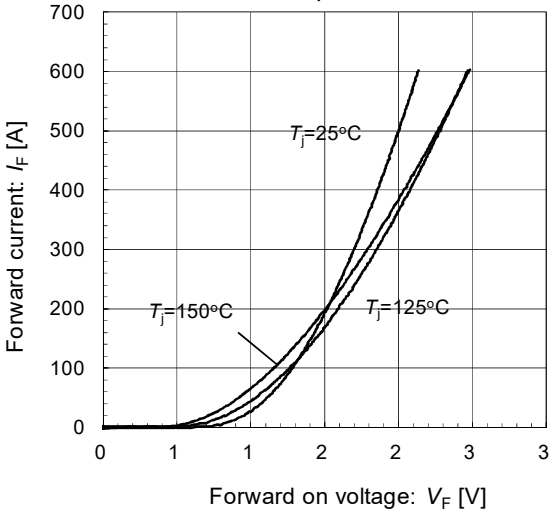

Reverse recovery characteristics (typ.)
V_{CC}=600V, V_{GE}=±15V, R_g=1.8Ω, T_j=125°C

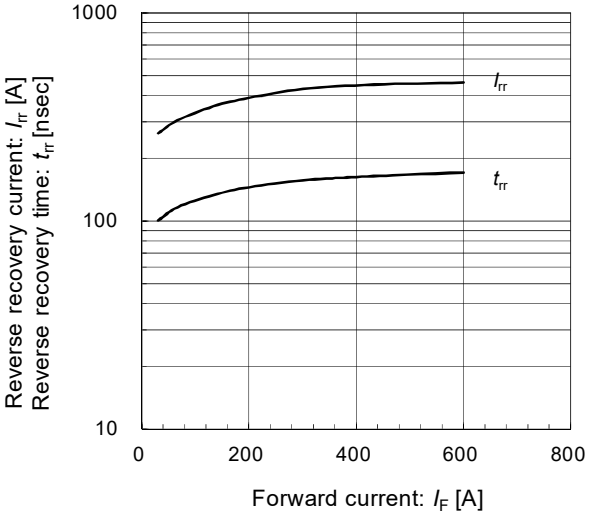

Reverse recovery characteristics (typ.)
V_{CC}=600V, V_{GE}=±15V, R_g=1.8Ω, T_j=150°C

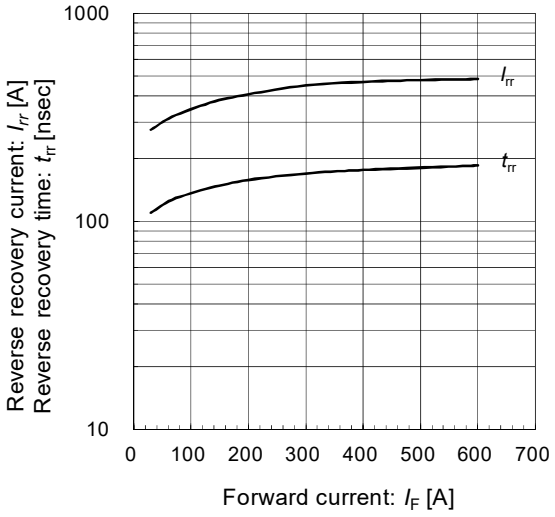

Transient thermal resistance (max.)

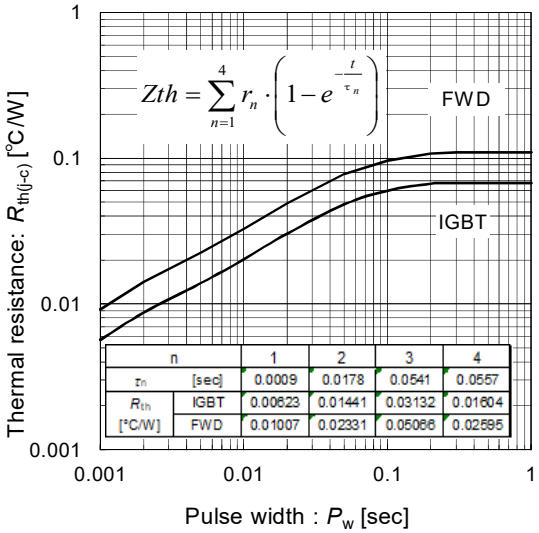

n		1	2	3	4
τ_n	[sec]	0.0009	0.0178	0.0541	0.0557
R_{th} [°C/W]	IGBT	0.00823	0.01441	0.03132	0.01604
	FWD	0.01007	0.02331	0.05066	0.02595

FWD safe operating area (max.)
T_j=150°C

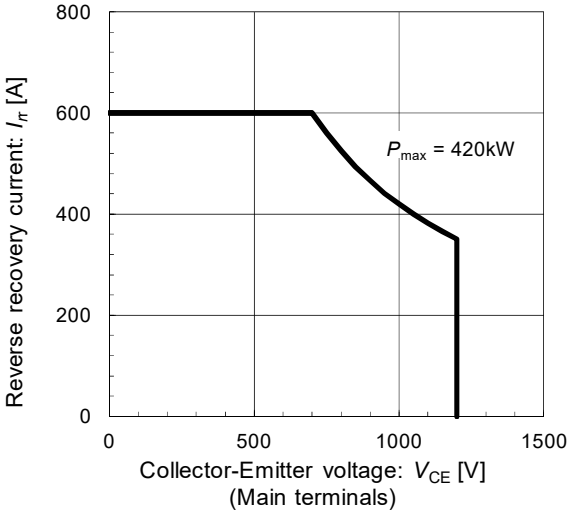

Warnings

1. This Catalog contains the product specifications, characteristics, data, materials, and structures as of 4/2024
The contents are subject to change without notice for specification changes or other reasons. When using a product listed in this Catalog, be sure to obtain the latest specifications.

2. All applications described in this Catalog exemplify the use of Fuji's products for your reference only. No right or license, either express or implied, under any patent, copyright, trade secret or other intellectual property right owned by Fuji Electric Co., Ltd. is (or shall be deemed) granted. Fuji Electric Co., Ltd. makes no representation or warranty, whether express or implied, relating to the infringement or alleged infringement of other's intellectual property rights which may arise from the use of the applications described herein.

3. Although Fuji Electric Co., Ltd. is enhancing product quality and reliability, a small percentage of semiconductor products may become faulty. When using Fuji Electric semiconductor products in your equipment, you are requested to take adequate safety measures to prevent the equipment from causing a physical injury, fire, or other problem if any of the products become faulty. It is recommended to make your design fail-safe, flame retardant, and free of malfunction.

4. The products introduced in this Catalog are intended for use in the following electronic and electrical equipment which has normal reliability requirements.
・Computers ・OA equipment ・Communications equipment (terminal devices) ・Measurement equipment
・Machine tools ・Audiovisual equipment ・Electrical home appliances ・Personal equipment ・Industrial robots etc.

5. If you need to use a product in this Catalog for equipment requiring higher reliability than normal, such as for the equipment listed below, it is imperative to contact Fuji Electric Co., Ltd. to obtain prior approval. When using these products for such equipment, take adequate measures such as a backup system to prevent the equipment from malfunctioning even if a Fuji's product incorporated in the equipment becomes faulty.
・Transportation equipment (mounted on cars and ships) ・Trunk communications equipment
・Traffic-signal control equipment ・Gas leakage detectors with an auto-shut-off feature
・Emergency equipment for responding to disasters and anti-burglary devices ・Safety devices ・Medical equipment

6. Do not use products in this Catalog for the equipment requiring strict reliability such as the following and equivalents to strategic equipment (without limitation).
・Space equipment ・Aeronautic equipment ・Nuclear control equipment ・Submarine repeater equipment

7. Copyright (c)1996-2024 by Fuji Electric Co., Ltd. All rights reserved.
No part of this Catalog may be reproduced in any form or by any means without the express permission of Fuji Electric Co., Ltd.

8. If you have any question about any portion in this Catalog, ask Fuji Electric Co., Ltd. or its sales agents before using the product. Neither Fuji Electric Co., Ltd. nor its agents shall be liable for any injury caused by any use of the products not in accordance with instructions set forth herein.

富士電機 Innovating Energy Technology

Technical Information

IGBT Modules

- Please refer to URLs below for futher information about products, application manuals and design support.
- 关于本规格书中没有记载的产品信息，应用手册，技术信息等，请参考以下链接。
- 本データシートに記載されていない製品情報，アプリケーションマニュアル，デザインサポートは以下のURLをご参照下さい。

FUJI ELECTRIC Power Semiconductor WEB site

日本	www.fujielectric.co.jp/products/semiconductor/
Global	www.fujielectric.com/products/semiconductor/
中国	www.fujielectric.com/products/semiconductor/cn/
Europe	www.fujielectric-europe.com/products/semiconductors/
North America	www.americas.fujielectric.com/products/semiconductors/

Information

日本	
1 半導体総合カタログ	www.fujielectric.co.jp/products/semiconductor/catalog/
2 製品情報	www.fujielectric.co.jp/products/semiconductor/model/
3 アプリケーションマニュアル	www.fujielectric.co.jp/products/semiconductor/model/igbt/application/
4 デザインサポート	www.fujielectric.co.jp/products/semiconductor/model/igbt/technical/
5 マウンティングインストラクション	www.fujielectric.co.jp/products/semiconductor/model/igbt/mounting/
6 IGBT 損失シミュレーションソフト	www.fujielectric.co.jp/products/semiconductor/model/igbt/simulation/
7 富士電機技報	www.fujielectric.co.jp/products/semiconductor/journal/
8 製品のお問い合わせ	www.fujielectric.co.jp/products/semiconductor/contact/

Global	
1 Semiconductors General Catalog	www.fujielectric.com/products/semiconductor/catalog/
2 Product Information	www.fujielectric.com/products/semiconductor/model/
3 Application Manuals	www.fujielectric.com/products/semiconductor/model/igbt/application/
4 Design Support	www.fujielectric.com/products/semiconductor/model/igbt/technical/
5 Mounting Instructions	www.fujielectric.com/products/semiconductor/model/igbt/mounting/
6 IGBT Loss Simulation Software	www.fujielectric.com/products/semiconductor/model/igbt/simulation/
7 Fuji Electric Journal	www.fujielectric.com/products/semiconductor/journal/
8 Contact	www.fujielectric.com/contact/

中国	
1 半导体综合目录	www.fujielectric.com/products/semiconductor/cn/catalog/
2 产品信息	www.fujielectric.com/products/semiconductor/cn/model/
3 应用手册	www.fujielectric.com/products/semiconductor/cn/model/igbt/application/
4 技术信息	www.fujielectric.com/products/semiconductor/cn/model/igbt/technical/
5 安装说明书	www.fujielectric.com/products/semiconductor/cn/model/igbt/mounting/
6 IGBT 损耗模拟软件	www.fujielectric.com/products/semiconductor/cn/model/igbt/simulation/
7 富士电机技报	www.fujielectric.com/products/semiconductor/cn/journal/
8 产品咨询	www.fujielectric.com/contact/