SKM150GB12VG



SEMITRANS® 3

SKM150GB12VG

Features

- V-IGBT = 6. Generation Trench V-IGBT (Fuji)
- CAL4 = Soft switching 4. Generation CAL-diode
- Isolated copper baseplate using DBC technology (Direct Copper Bonding)
- UL recognized, file no. E63532
- Increased power cycling capability
- With integrated gate resistor
- Low switching losses at high di/dt

Typical Applications*

- AC inverter drives
- UPS
- Electronic welders

Remarks

- Case temperature limited to T_c = 125°C max, recomm. T_{op} = -40 ... +150°C, product rel. results valid for T_j = 150°

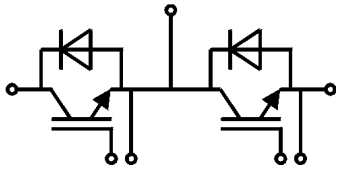

GB

Absolute Maximum Ratings

Symbol	Conditions		Values	Unit
IGBT				
V_{CES}	T_j = 25 °C		1200	V
I_C	T_j = 175 °C	T_c = 25 °C	222	A
		T_c = 80 °C	169	A
I_{Cnom}			150	A
I_{CRM}	I_{CRM} = 3xI_{Cnom}		450	A
V_{GES}			-20 ... 20	V
t_{psc}	V_{CC} = 720 V V_{GE} ≤ 20 V V_{CES} ≤ 1200 V	T_j = 125 °C	10	µs
T_j			-40 ... 175	°C
Inverse diode				
I_F	T_j = 175 °C	T_c = 25 °C	187	A
		T_c = 80 °C	140	A
I_{Fnom}			150	A
I_{FRM}	I_{FRM} = 3xI_{Fnom}		450	A
I_{FSM}	t_p = 10 ms, sin 180°, T_j = 25 °C		774	A
T_j			-40 ... 175	°C
Module				
$I_{t(RMS)}$	$T_{terminal}$ = 80 °C		500	A
T_{stg}			-40 ... 125	°C
V_{isol}	AC sinus 50Hz, t = 1 min		4000	V

Characteristics

Symbol	Conditions		min.	typ.	max.	Unit
IGBT						
$V_{CE(sat)}$	I_C = 150 A V_{GE} = 15 V chiplevel	T_j = 25 °C		1.85	2.30	V
		T_j = 150 °C		2.25	2.55	V
V_{CE0}		T_j = 25 °C		0.94	1.04	V
		T_j = 150 °C		0.88	0.98	V
r_{CE}	V_{GE} = 15 V	T_j = 25 °C		6.07	8.4	mΩ
		T_j = 150 °C		9.13	10.47	mΩ
$V_{GE(th)}$	V_{GE}=V_{CE}, I_C = 6 mA		5.5	6	6.5	V
I_{CES}	V_{GE} = 0 V V_{CE} = 1200 V	T_j = 25 °C		0.1	0.3	mA
		T_j = 150 °C				mA
C_{ies}	V_{CE} = 25 V V_{GE} = 0 V	f = 1 MHz		9		nF
C_{oes}		f = 1 MHz		0.89		nF
C_{res}		f = 1 MHz		0.884		nF
Q_G	V_{GE} = - 8 V...+ 15 V			1650		nC
R_{Gint}				5.0		Ω
$t_{d(on)}$	V_{CC} = 600 V I_C = 150 A V_{GE} = ±15 V $R_{G\ on}$ = 4 Ω $R_{G\ off}$ = 4 Ω di/dt_{on} = 6100 A/µs di/dt_{off} = 1700 A/µs du/dt_{off} = 7800 V/µs	T_j = 150 °C		320		ns
t_r		T_j = 150 °C		45		ns
E_{on}		T_j = 150 °C		10		mJ
$t_{d(off)}$		T_j = 150 °C		550		ns
t_f		T_j = 150 °C		72		ns
E_{off}		T_j = 150 °C		16.5		mJ
$R_{th(j-c)}$	per IGBT				0.2	K/W



SEMITRANS® 3

SKM150GB12VG

Features

- V-IGBT = 6. Generation Trench V-IGBT (Fuji)
- CAL4 = Soft switching 4. Generation CAL-diode
- Isolated copper baseplate using DBC technology (Direct Copper Bonding)
- UL recognized, file no. E63532
- Increased power cycling capability
- With integrated gate resistor
- Low switching losses at high di/dt

Typical Applications*

- AC inverter drives
- UPS
- Electronic welders

Remarks

- Case temperature limited to T_c = 125°C max, recomm. T_{op} = -40 ... +150°C, product rel. results valid for T_j = 150°

Characteristics						
Symbol	**Conditions**		**min.**	**typ.**	**max.**	**Unit**
Inverse diode						
$V_F = V_{EC}$	I_F = 150 A V_{GE} = 0 V chip	T_j = 25 °C		2.17	2.49	V
		T_j = 150 °C		2.11	2.42	V
V_{F0}		T_j = 25 °C		1.3	1.5	V
		T_j = 150 °C		0.9	1.1	V
r_F		T_j = 25 °C		5.8	6.6	mΩ
		T_j = 150 °C		8.1	8.8	mΩ
I_{RRM}	I_F = 150 A di/dt_{off} = 4000 A/µs V_{GE} = ±15 V V_{CC} = 600 V	T_j = 150 °C		170		A
Q_{rr}		T_j = 150 °C		22		µC
E_{rr}		T_j = 150 °C		11		mJ
$R_{th(j-c)}$	per diode				0.31	K/W
Module						
L_{CE}				15	20	nH
$R_{CC'+EE'}$	terminal-chip	T_C = 25 °C		0.25		mΩ
		T_C = 125 °C		0.5		mΩ
$R_{th(c-s)}$	per module			0.02	0.038	K/W
M_s	to heat sink M6		3		5	Nm
M_t		to terminals M6	2.5		5	Nm
						Nm
w					325	g

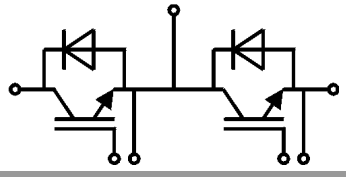

GB

 © by SEMIKRON

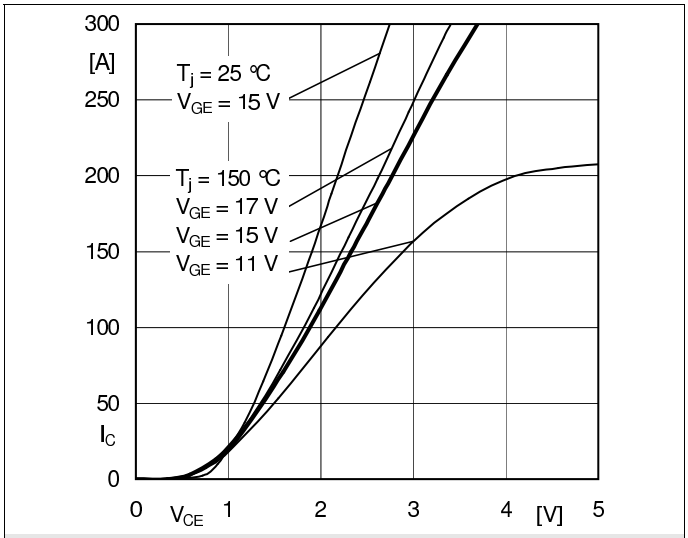

Fig. 1: Typ. output characteristic, inclusive $R_{CC'+EE'}$

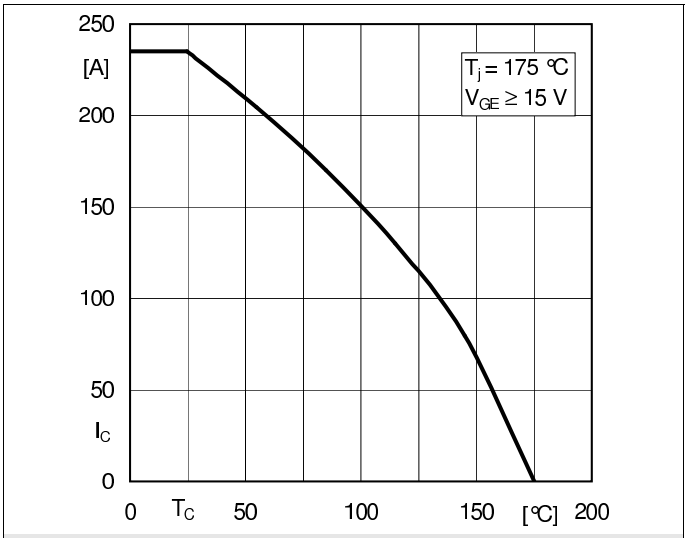

Fig. 2: Rated current vs. temperature $I_C = f(T_C)$

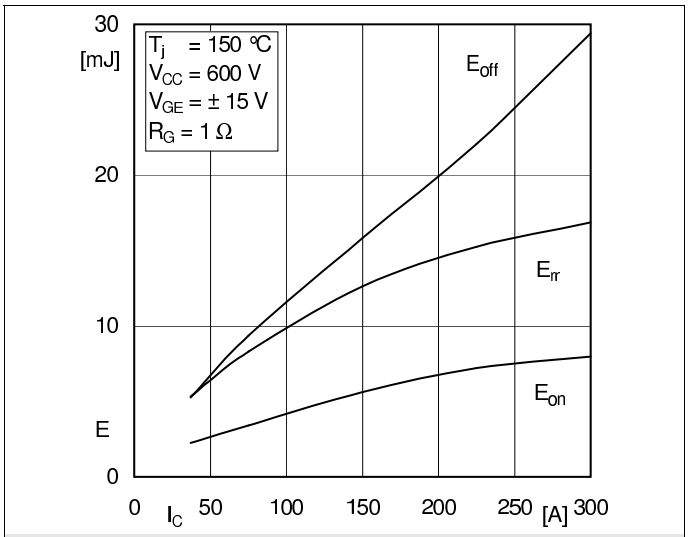

Fig. 3: Typ. turn-on /-off energy = f (I_C)

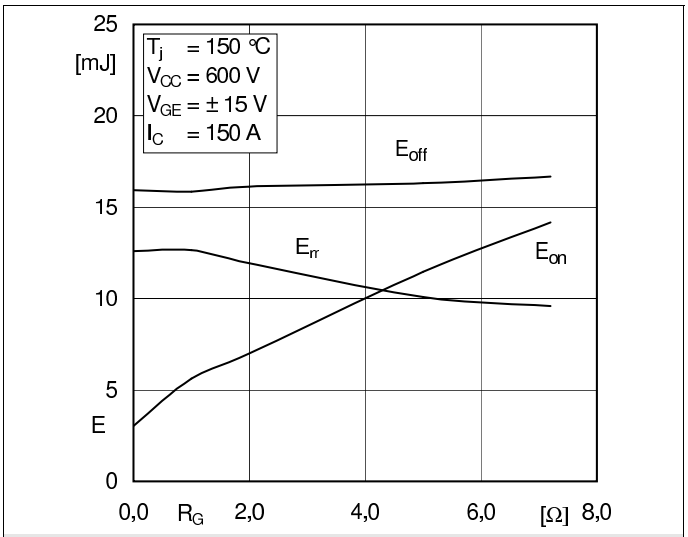

Fig. 4: Typ. turn-on /-off energy = f (R_G)

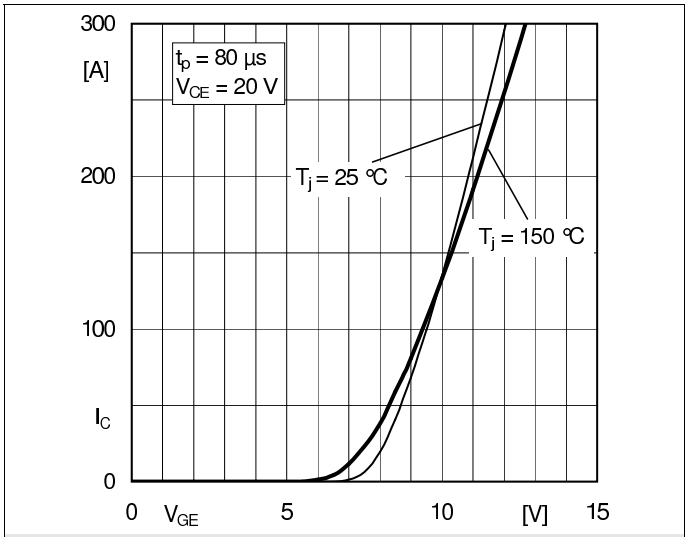

Fig. 5: Typ. transfer characteristic

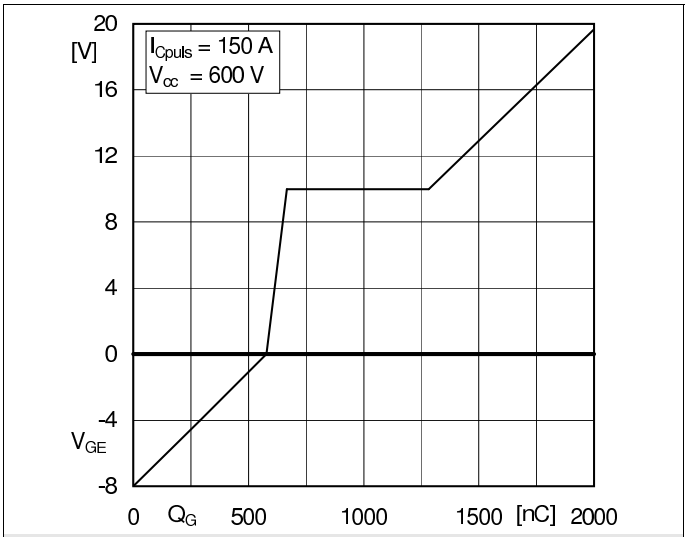

Fig. 6: Typ. gate charge characteristic

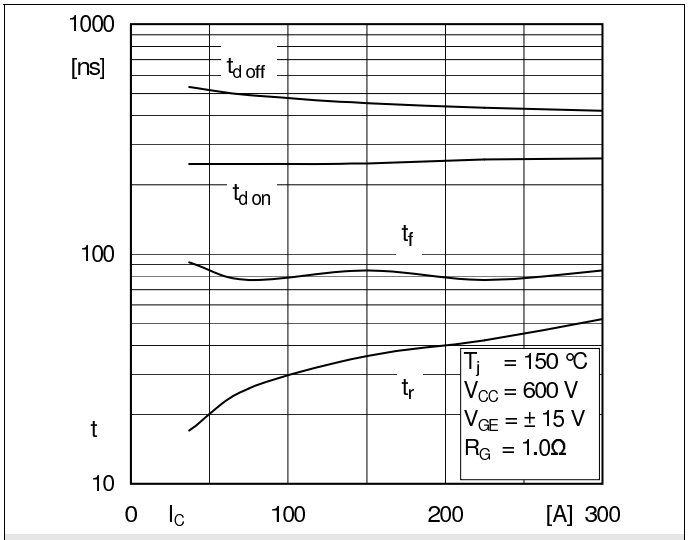

Fig. 7: Typ. switching times vs. I_C

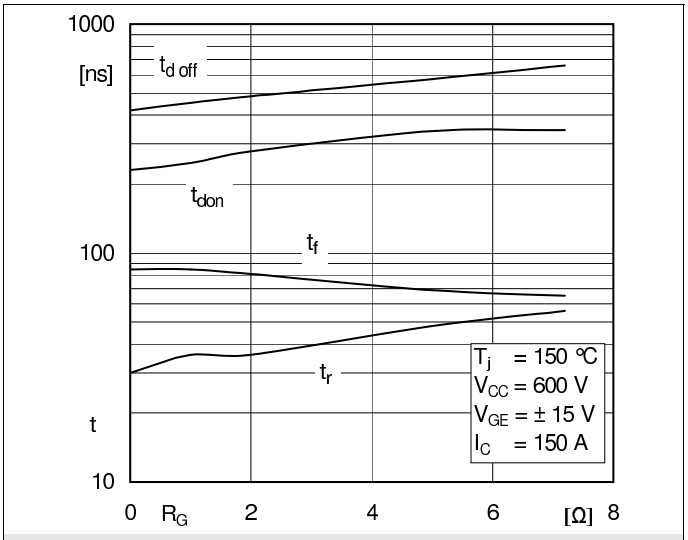

Fig. 8: Typ. switching times vs. gate resistor R_G

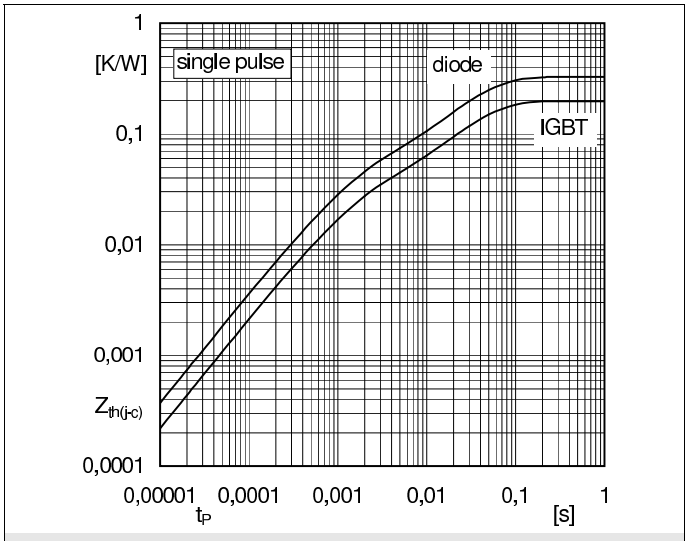

Fig. 9: Transient thermal impedance

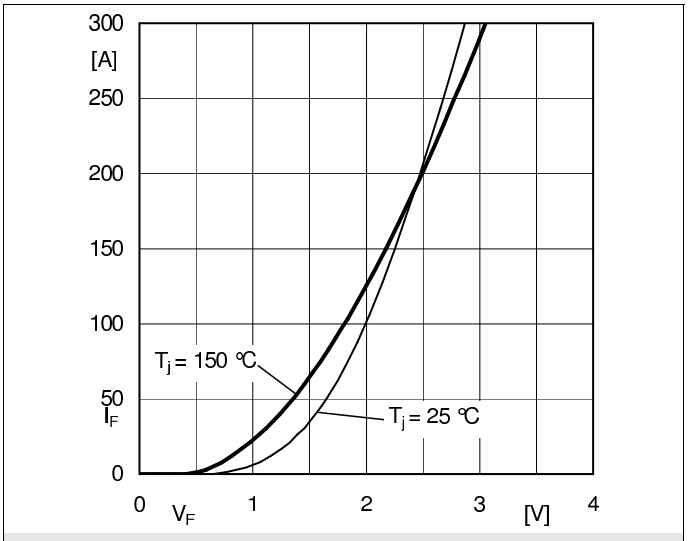

Fig. 10: Typ. CAL diode forward charact., incl. $R_{CC'+EE'}$

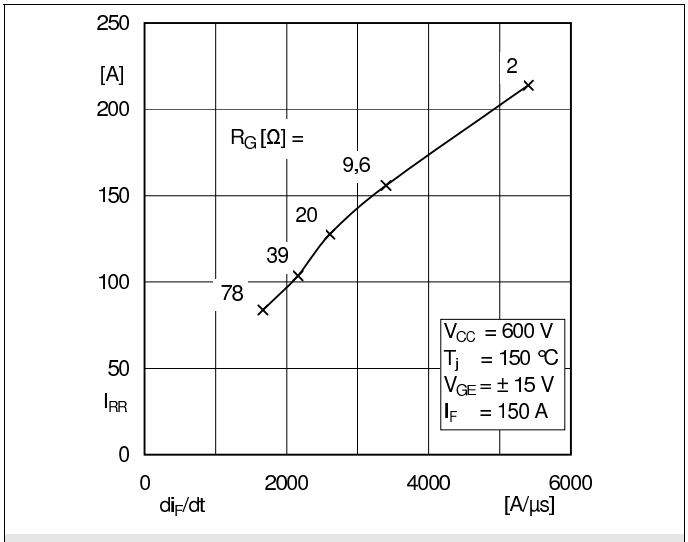

Fig. 11: CAL diode peak reverse recovery current

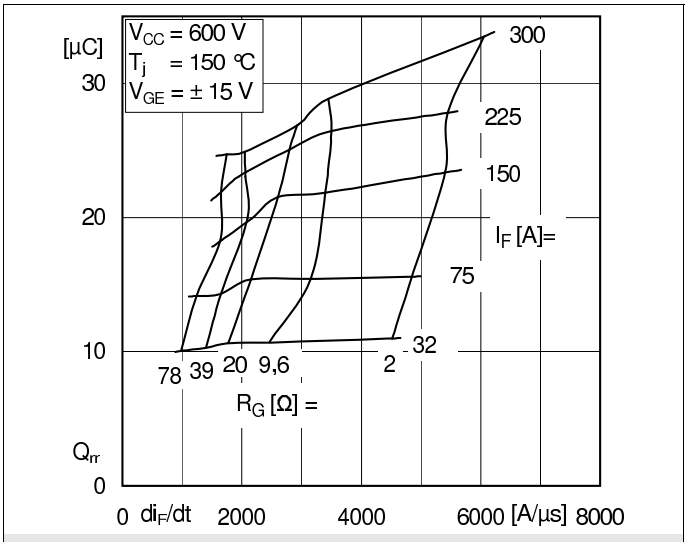

Fig. 12: Typ. CAL diode peak reverse recovery charge

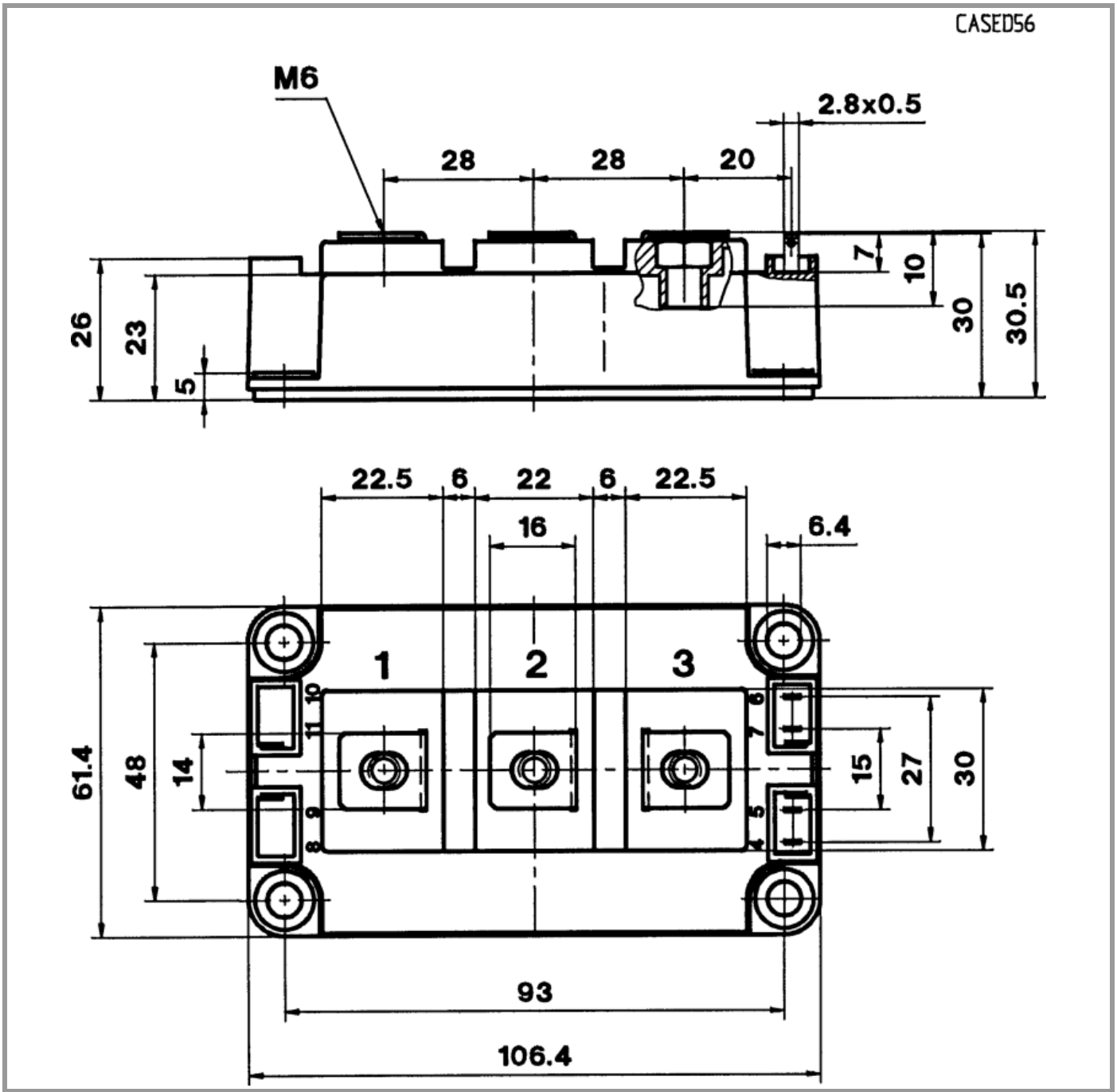

SEMITRANS 3

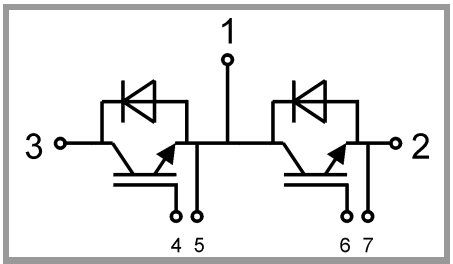

GB

This is an electrostatic discharge sensitive device (ESDS), international standard IEC 60747-1, Chapter IX

* The specifications of our components may not be considered as an assurance of component characteristics. Components have to be tested for the respective application. Adjustments may be necessary. The use of SEMIKRON products in life support appliances and systems is subject to prior specification and written approval by SEMIKRON. We therefore strongly recommend prior consultation of our staff.