SKM400GAL17E4



SEMITRANS® 3

IGBT4 Modules

SKM400GAL17E4

Features*

- IGBT4 = 4th generation medium fast trench IGBT (Infineon)
- CAL4 = Soft switching 4th generation CAL-Diode
- Insulated copper baseplate using DBC Technology (Direct Copper Bonding)
- With integrated Gate resistor
- For switching frequencies up to 8kHz
- UL recognized, file no. E63532

Typical Applications

- Electronic welders
- DC/DC – converter
- Brake chopper
- Switched reluctance motor

Remarks

- Case temperature limited to T_C = 125°C max.
- Recommended $T_{j,op}$ = -40 ... +150°C
- Product reliability results valid for T_j = 150°C

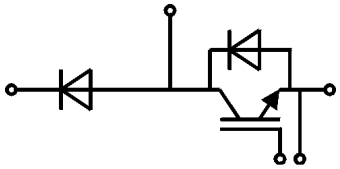

GAL

Absolute Maximum Ratings

Symbol	Conditions		Values	Unit
IGBT				
V_{CES}	T_j = 25 °C		1700	V
I_C	T_j = 175 °C	T_c = 25 °C	614	A
		T_c = 80 °C	474	A
I_{Cnom}			400	A
I_{CRM}			1200	A
V_{GES}			-20 ... 20	V
t_{psc}	V_{CC} = 1000 V $V_{GE} \leq$ 15 V $V_{CES} \leq$ 1700 V	T_j = 150 °C	10	µs
T_j			-40 ... 175	°C
Inverse diode				
V_{RRM}	T_j = 25 °C		1700	V
I_F	T_j = 175 °C	T_c = 25 °C	443	A
		T_c = 80 °C	327	A
I_{FRM}			800	A
I_{FSM}	t_p = 10 ms, sin 180°, T_j = 25 °C		2340	A
T_j			-40 ... 175	°C
Freewheeling diode				
V_{RRM}	T_j = 25 °C		1700	V
I_F	T_j = 175 °C	T_c = 25 °C	443	A
		T_c = 80 °C	327	A
I_{FRM}			800	A
I_{FSM}	t_p = 10 ms, sin 180°, T_j = 25 °C		2340	A
T_j			-40 ... 175	°C
Module				
$I_{t(RMS)}$			500	A
T_{stg}	module without TIM		-40 ... 125	°C
V_{isol}	AC sinus 50 Hz, t = 1 min		4000	V

Characteristics

Symbol	Conditions		min.	typ.	max.	Unit
IGBT						
$V_{CE(sat)}$	I_C = 400 A V_{GE} = 15 V chiplevel	T_j = 25 °C		1.92	2.20	V
		T_j = 150 °C		2.30	2.60	V
V_{CE0}	chiplevel	T_j = 25 °C		0.80	0.90	V
		T_j = 150 °C		0.70	0.80	V
r_{CE}	V_{GE} = 15 V chiplevel	T_j = 25 °C		2.8	3.3	mΩ
		T_j = 150 °C		4.0	4.5	mΩ
$V_{GE(th)}$	V_{GE}=V_{CE}, I_C = 16 mA		5.2	5.8	6.4	V
I_{CES}	V_{GE} = 0 V, V_{CE} = 1700 V, T_j = 25 °C				5	mA
C_{ies}	V_{CE} = 25 V V_{GE} = 0 V	f = 1 MHz		32.0		nF
C_{oes}		f = 1 MHz		1.36		nF
C_{res}		f = 1 MHz		1.16		nF
Q_G	V_{GE} = - 8 V...+ 15 V			3200		nC
R_{Gint}	T_j = 25 °C			1.9		Ω



SEMITRANS® 3

IGBT4 Modules

SKM400GAL17E4

Features*

- IGBT4 = 4th generation medium fast trench IGBT (Infineon)
- CAL4 = Soft switching 4th generation CAL-Diode
- Insulated copper baseplate using DBC Technology (Direct Copper Bonding)
- With integrated Gate resistor
- For switching frequencies up to 8kHz
- UL recognized, file no. E63532

Typical Applications

- Electronic welders
- DC/DC – converter
- Brake chopper
- Switched reluctance motor

Remarks

- Case temperature limited to T_C = 125°C max.
- Recommended $T_{j,op}$ = -40 ... +150°C
- Product reliability results valid for T_j = 150°C

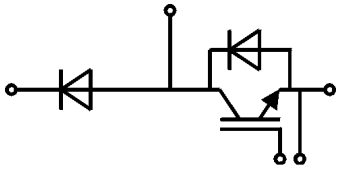

GAL

Characteristics

Symbol	Conditions		min.	typ.	max.	Unit
IGBT						
$t_{d(on)}$	V_{CC} = 1200 V I_C = 400 A V_{GE} = +15/-15 V $R_{G\ on}$ = 2 Ω $R_{G\ off}$ = 1 Ω di/dt_{on} = 10000 A/µs di/dt_{off} = 2300 A/µs dv/dt = 5600 V/µs	T_j = 150 °C		280		ns
t_r		T_j = 150 °C		45		ns
E_{on}		T_j = 150 °C		157		mJ
$t_{d(off)}$		T_j = 150 °C		760		ns
t_f		T_j = 150 °C		140		ns
E_{off}		T_j = 150 °C		180		mJ
$R_{th(j-c)}$	per IGBT				0.066	K/W
$R_{th(c-s)}$	per IGBT, P12 (reference)			0.036		K/W
$R_{th(c-s)}$	per IGBT, HP-PCM			0.019		K/W
Inverse diode						
$V_F = V_{EC}$	I_F = 400 A V_{GE} = 0 V chiplevel	T_j = 25 °C		2.00	2.40	V
		T_j = 150 °C		2.16	2.57	V
V_{F0}	chiplevel	T_j = 25 °C		1.32	1.56	V
		T_j = 150 °C		1.08	1.22	V
r_F	chiplevel	T_j = 25 °C		1.71	2.1	mΩ
		T_j = 150 °C		2.7	3.4	mΩ
I_{RRM}	I_F = 400 A di/dt_{off} = 10100 A/µs V_{GE} = -15 V V_{CC} = 1200 V	T_j = 150 °C		615		A
Q_{rr}		T_j = 150 °C		150		µC
E_{rr}		T_j = 150 °C		130		mJ
$R_{th(j-c)}$	per diode				0.13	K/W
$R_{th(c-s)}$	per diode, P12 (reference)			0.044		K/W
$R_{th(c-s)}$	per diode, HP-PCM			0.027		K/W
Freewheeling diode						
$V_F = V_{EC}$	I_F = 400 A V_{GE} = 0 V chiplevel	T_j = 25 °C		2.00	2.40	V
		T_j = 150 °C		2.16	2.57	V
V_{F0}	chiplevel	T_j = 25 °C		1.32	1.56	V
		T_j = 150 °C		1.08	1.22	V
r_F	chiplevel	T_j = 25 °C		1.71	2.1	mΩ
		T_j = 150 °C		2.7	3.4	mΩ
I_{RRM}	I_F = 400 A di/dt_{off} = 10100 A/µs V_{GE} = -15 V V_{CC} = 1200 V	T_j = 150 °C		615		A
Q_{rr}		T_j = 150 °C		150		µC
E_{rr}		T_j = 150 °C		130		mJ
$R_{th(j-c)}$	per diode				0.13	K/W
$R_{th(c-s)}$	per diode, P12 (reference)			0.044		K/W
$R_{th(c-s)}$	per diode, HP-PCM			0.027		K/W

 © by Semikron Danfoss



SEMITRANS® 3

IGBT4 Modules

SKM400GAL17E4

Features*

- IGBT4 = 4th generation medium fast trench IGBT (Infineon)
- CAL4 = Soft switching 4th generation CAL-Diode
- Insulated copper baseplate using DBC Technology (Direct Copper Bonding)
- With integrated Gate resistor
- For switching frequencies up to 8kHz
- UL recognized, file no. E63532

Typical Applications

- Electronic welders
- DC/DC – converter
- Brake chopper
- Switched reluctance motor

Remarks

- Case temperature limited to T_C = 125°C max.
- Recommended $T_{j,op}$ = -40 ... +150°C
- Product reliability results valid for T_j = 150°C

Characteristics

Symbol	Conditions		min.	typ.	max.	Unit
Module						
L_{CE}				15		nH
$R_{CC'+EE'}$	measured per switch	T_C = 25 °C		0.55		mΩ
		T_C = 125 °C		0.85		mΩ
$R_{th(c-s)1}$	calculated without thermal coupling			0.0198		K/W
$R_{th(c-s)2}$	including thermal coupling, T_s underneath module, P12 (reference)			0.0201		K/W
$R_{th(c-s)2}$	including thermal coupling, T_s underneath module, HP-PCM			0.0113		K/W
M_s	to heat sink M6		3		5	Nm
M_t		to terminals M6	2.5		5	Nm
						Nm
w					325	g

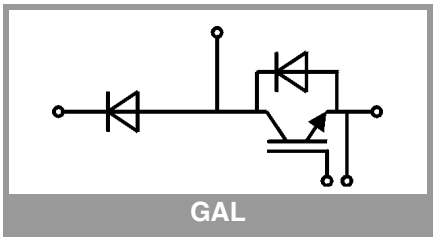

GAL

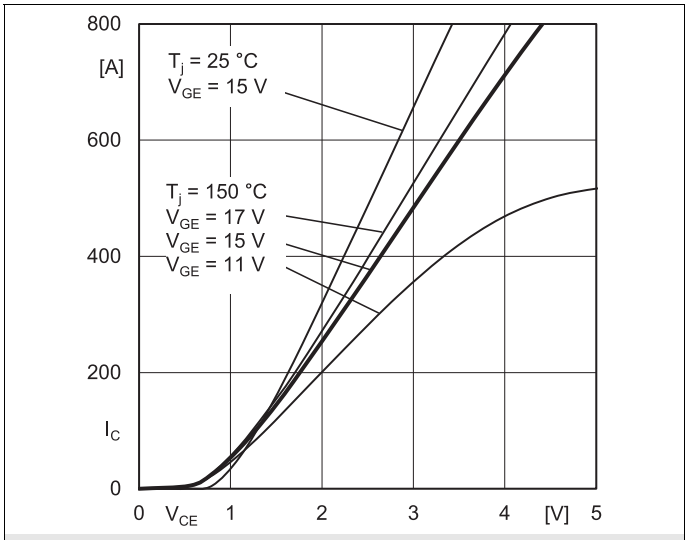

Fig. 1: Typ. output characteristic, inclusive $R_{CC'+EE'}$

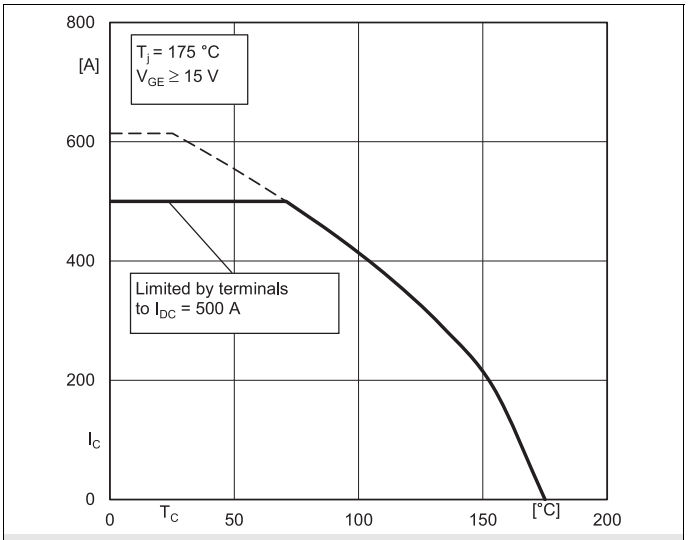

Fig. 2: Rated current vs. temperature $I_c = f(T_c)$

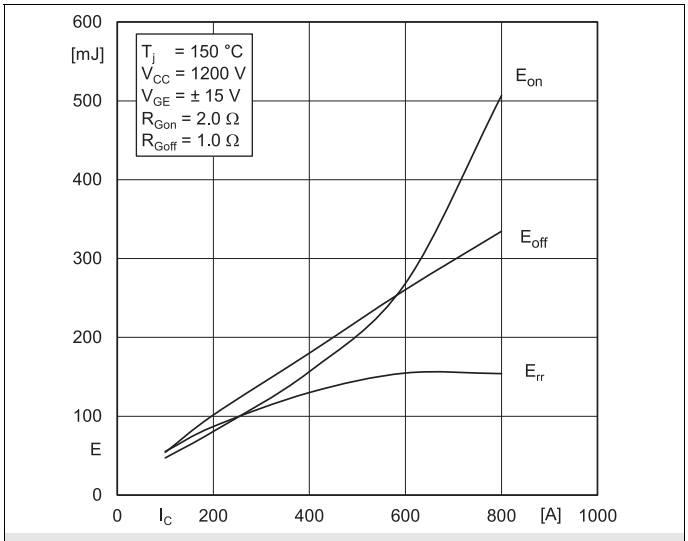

Fig. 3: Typ. turn-on /-off energy = f (I_C)

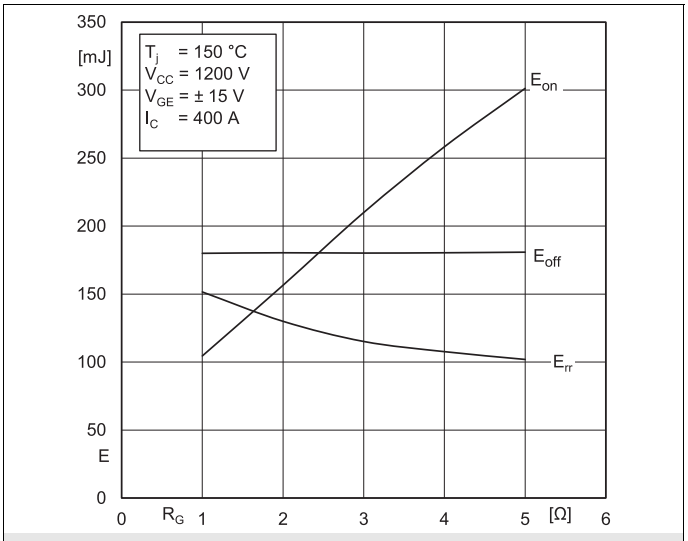

Fig. 4: Typ. turn-on /-off energy = f (R_G)

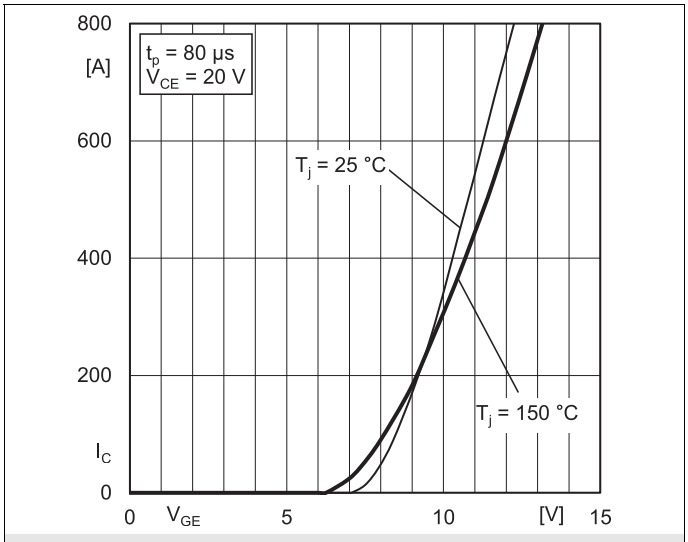

Fig. 5: Typ. transfer characteristic

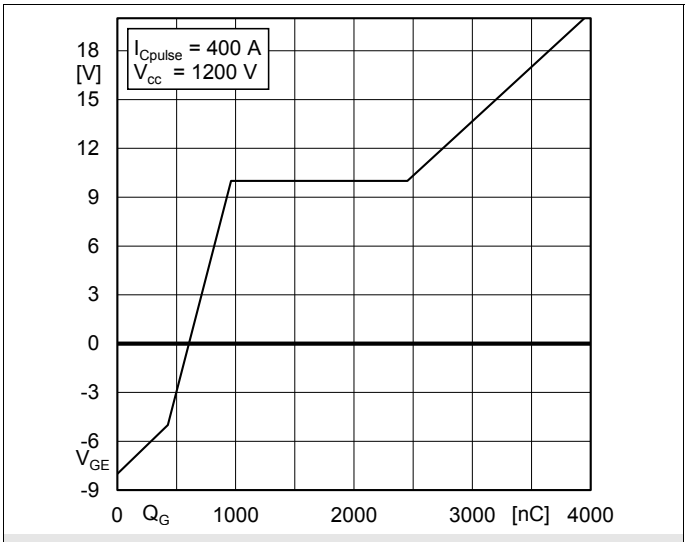

Fig. 6: Typ. gate charge characteristic

 © by Semikron Danfoss

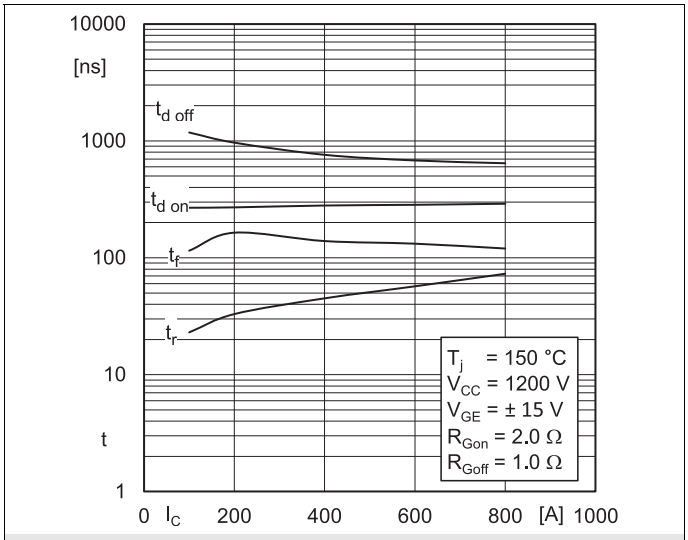

Fig. 7: Typ. switching times vs. I_C

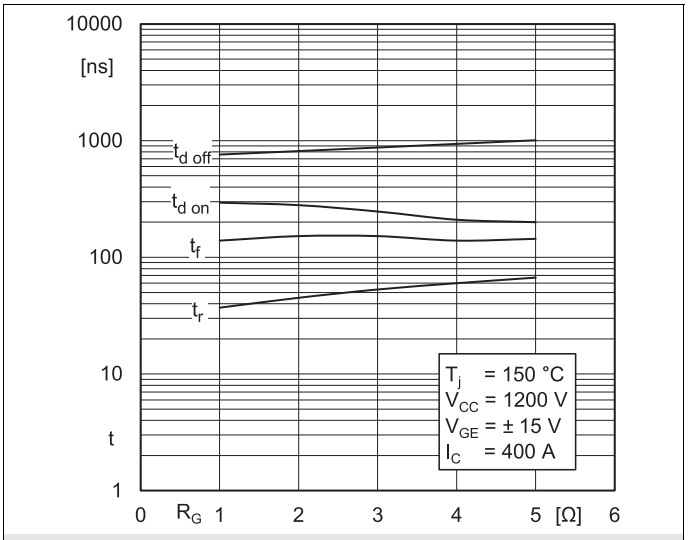

Fig. 8: Typ. switching times vs. gate resistor R_G

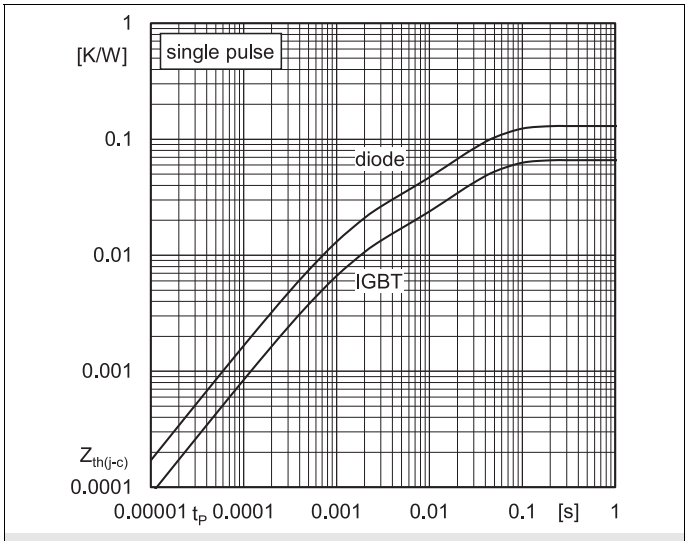

Fig. 9: Transient thermal impedance

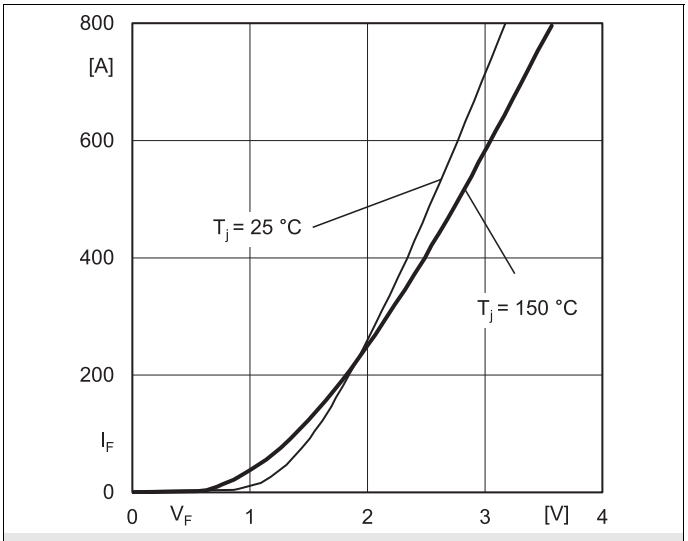

Fig. 10: Typ. CAL diode forward charact., incl. $R_{CC'+EE'}$

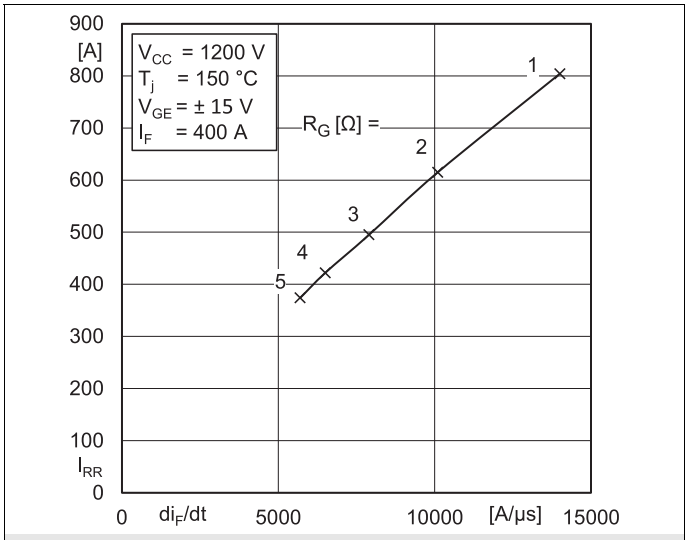

Fig. 11: Typ. CAL diode peak reverse recovery current

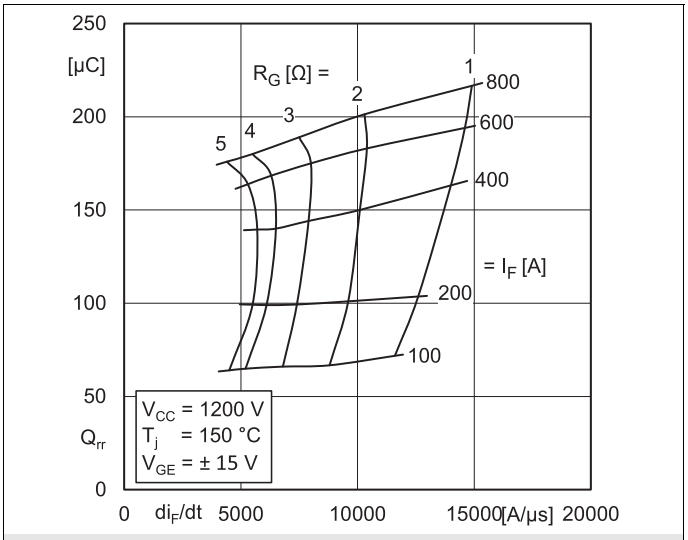

Fig. 12: Typ. CAL diode peak reverse recovery charge

Dimensions in mm

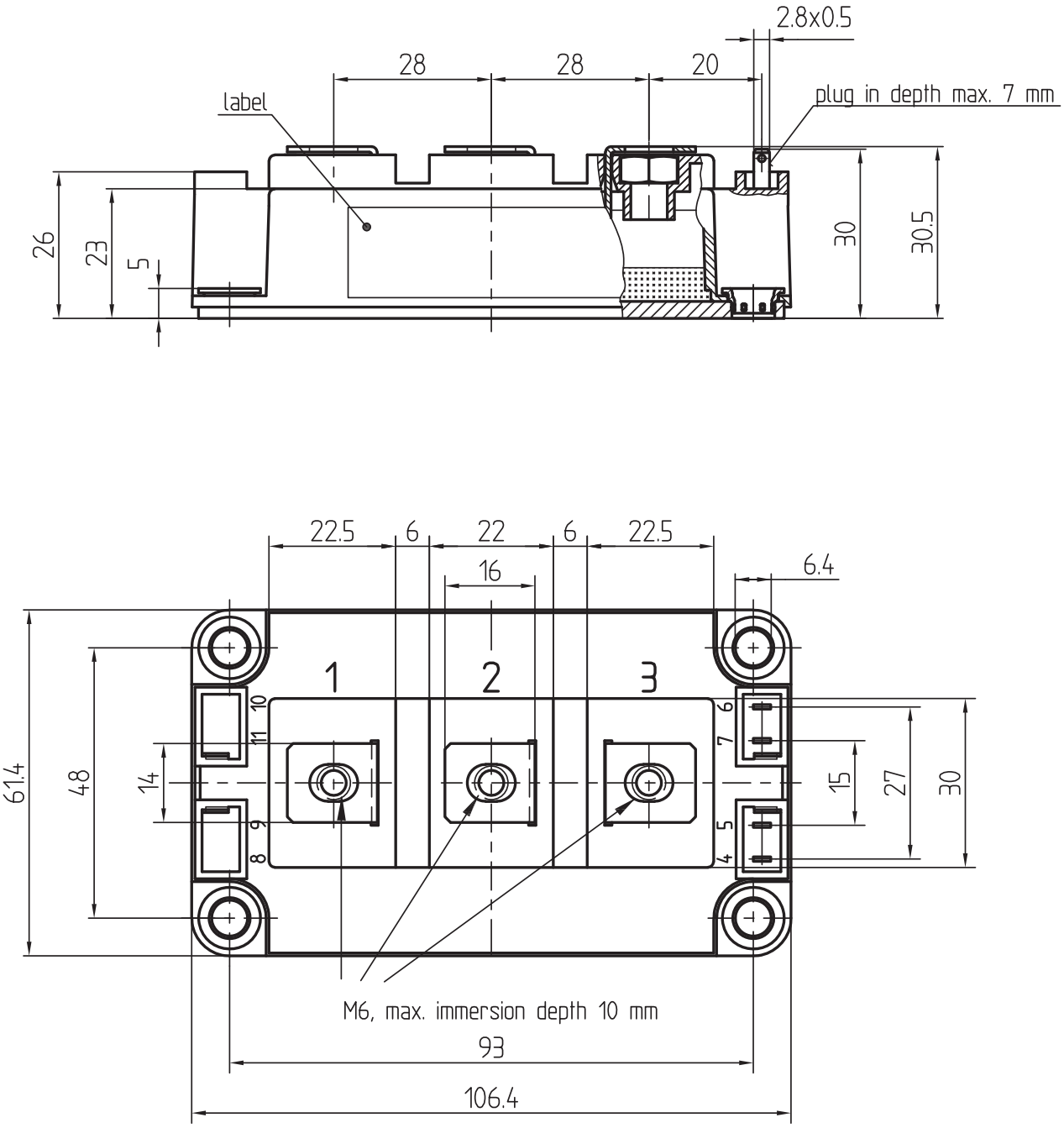

General tolerance +/- 0.5 mm

SEMITRANS 3

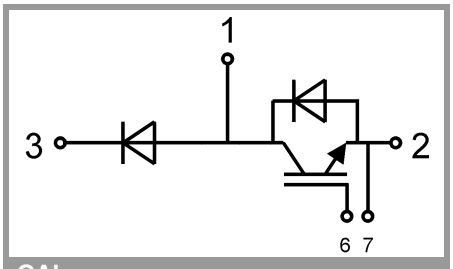

GAL

 © by Semikron Danfoss

IMPORTANT INFORMATION AND WARNINGS

This is an electrostatic discharge sensitive device (ESDS) according to international standard IEC 61340.

*The specifications of Semikron Danfoss products may not be considered as any guarantee or assurance of product characteristics ("Beschaffenheitsgarantie"). The specifications of Semikron Danfoss products describe only the usual characteristics of Semikron Danfoss products to be expected in typical applications, which may still vary depending on the specific application. Therefore, products must be tested for the respective application in advance. Resulting from this, application adjustments of any kind may be necessary. Any user of Semikron Danfoss products is responsible for the safety of their applications embedding Semikron Danfoss products and must take adequate safety measures to prevent the applications from causing any physical injury, fire or other problem, also if any Semikron Danfoss product becomes faulty. Any user is responsible for making sure that the application design and realization are compliant with all laws, regulations, norms and standards applicable to the scope of application. Unless otherwise explicitly approved by Semikron Danfoss in a written document signed by authorized representatives of Semikron Danfoss, Semikron Danfoss products may not be used in any applications where a failure of the product or any consequences of the use thereof can reasonably be expected to result in personal injury. No representation or warranty is given and no liability is assumed with respect to the accuracy, completeness and/or use of any information herein, including without limitation, warranties of non-infringement of intellectual property rights of any third party. Semikron Danfoss does not convey any license under its or a third party's patent rights, copyrights, trade secrets or other intellectual property rights, neither does it make any representation or warranty of non-infringement of intellectual property rights of any third party which may arise from a user's applications.